

Virtual Adult Storytime

Theme: Artists

The purpose of the Virtual Adult Storytime is to provide older adults in the Wadsworth Community with content to facilitate sharing and reminiscing during a time we cannot meet in person.

Story/ Book/ Folktale (People of all ages benefit from hearing stories read aloud. For older adults it can be a chance to stir memories and use their imagination)

Historic Facts about Art:

1. Art was part of the Olympic Games: From 1912 to 1948, art was part of the competitions. Architecture, literature, sculpture, music, and painting were awarded with gold, silver, and bronze medals.
2. Egg and Water: During the Middle Ages, the most common technique to create murals was called tempera painting. Tempera is created by mixing dry powdered pigments with egg or water to dissolve them and obtain the vibrant paint used in the religious works.
3. Theft of the Mona Lisa: Undoubtedly, *The Mona Lisa* is the most famous painting in the history of the world. The reason behind its popularity resides in the fact that it was masterfully done and its mysterious "disappearance." Da Vinci's painting was stolen from the Louvre Museum in 1911. The thief attempted to return it to the Uffizi Gallery in Florence. The painting has been replicated and sold as the original piece at least 6 times.

Video of Books read: <https://youtu.be/WuG6KI7klnc>

Monet Paints a Day by Julie Danneberg

Pocket Full of Color by Jacqueline Tourville

“Tell Me a Story” Pictures (A picture can truly say a thousand words; the pictures included here can spur older adults to remember and even be creative in describing a story from the image. After prompting them, let them become the storytellers)

Use leading statements and questions such as (pictures attached below):

“What is happening in this photo?”
“Who has seen this before?”
“Tell me if you had one of these?”
“This one is funny.”
Etc.

Video Links (These are provided for enrichment of the theme. Music, dance, etc. enrich auditory, visual, and memory in older adults. Entertainment and engagement are enhanced with these tools)

Museum Virtual Tours:

British Museum in London:

<https://britishmuseum.withgoogle.com/>

National Gallery of Art, Washington DC:

<https://britishmuseum.withgoogle.com/>

Uffizi Gallery in Florence, Italy:

<https://artsandculture.google.com/partner/uffizi-gallery?hl=en>

Musee d'Orsay in Paris, France:

<https://artsandculture.google.com/partner/musee-dorsay-paris?hl=en>

Theme-related Activities (Continued enrichment of the theme provided)

- **Famous Painting Coloring pages** (attached below)
- **Mason Jar Lid Suncatcher** (instructions below)

Library Resources (Here are some resources that can be provided to you for additional information on this topic. Please contact the outreach team at outreach@wadsworthlibrary.com and we can get the items for you.)

Books:

American Folk Art of the Twentieth Century

*Art: a History of Painting, Sculpture, Architecture
Art and Civilization*

Art: a Visual History

Italian Renaissance Art: Understanding Its Meaning


DVDs:


Ambient Art: Impressionism

Art of the Northern Renaissance

Blurred Lines: Inside the Art World

Bob Ross: The Joy of Painting









© 2012 www.IrisFingerpaintings.com






©EnchantedLearning.com

Van Gogh: Starry Night





MASON JAR LID SUNCATCHER CRAFT



Supplies needed:

Mason jar lid
Patterned paper
Colored pencils
Vegetable oil
Cotton ball
Twine
Scissors
Glue

Instructions:

1. Print the canning ring art page (attached below)
2. Color in design using colored pencils
3. Use a cotton ball and a small amount of oil and “paint” over the color
4. Let picture dry completely
5. Cut out picture to fit the inside ring of canning jar lid, glue if necessary
6. Tie twine around outside of lid and cut to length to hang in window

